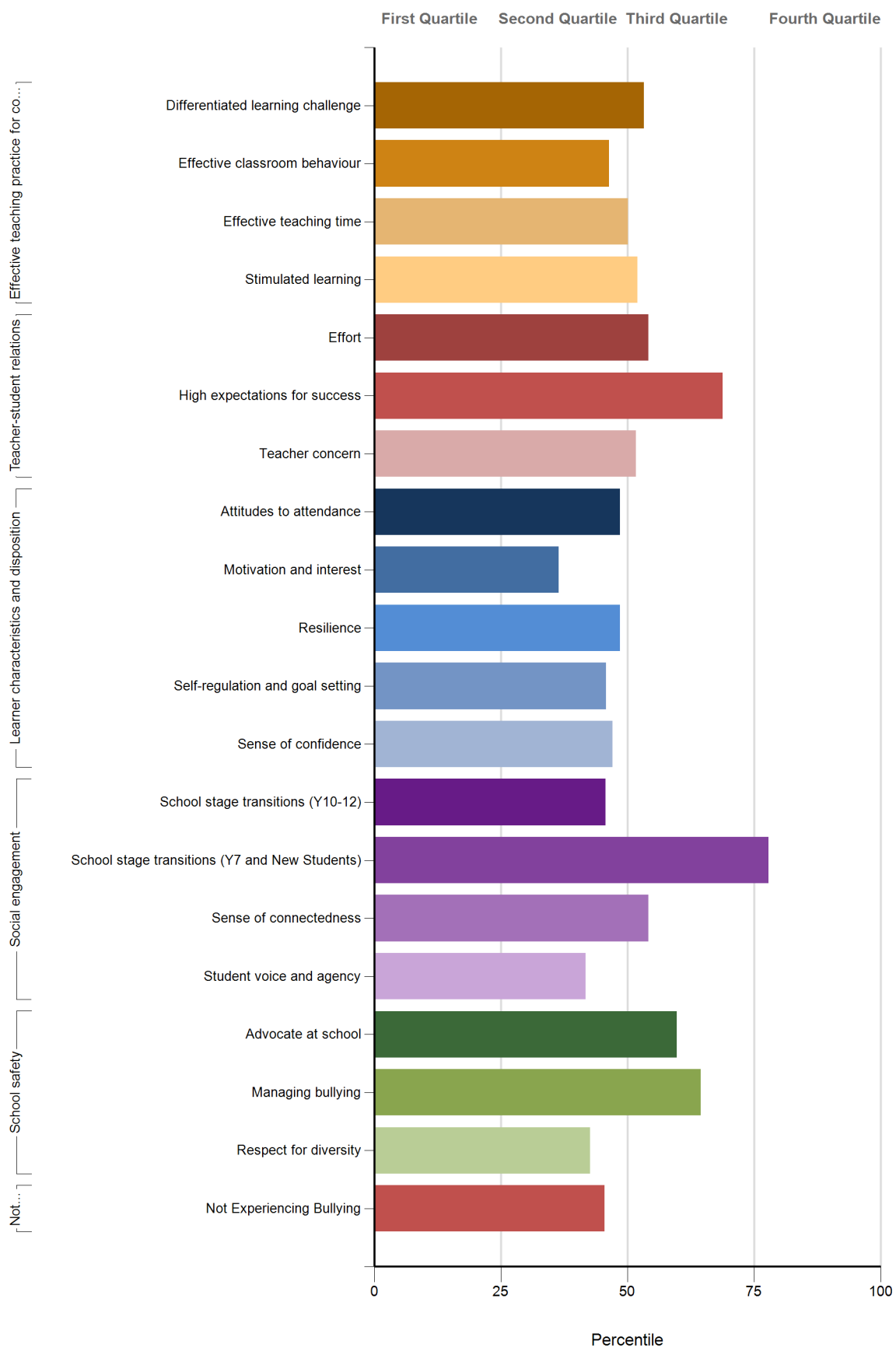


Factor Percentiles relative to all Victorian Secondary school - 2018 - Years 7-12



Attitudes to School - Summary Report - 2018

Sunbury College (8350)

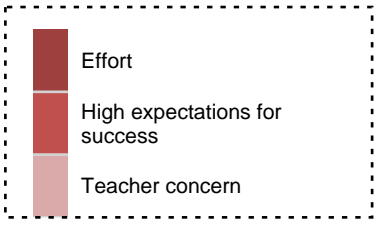
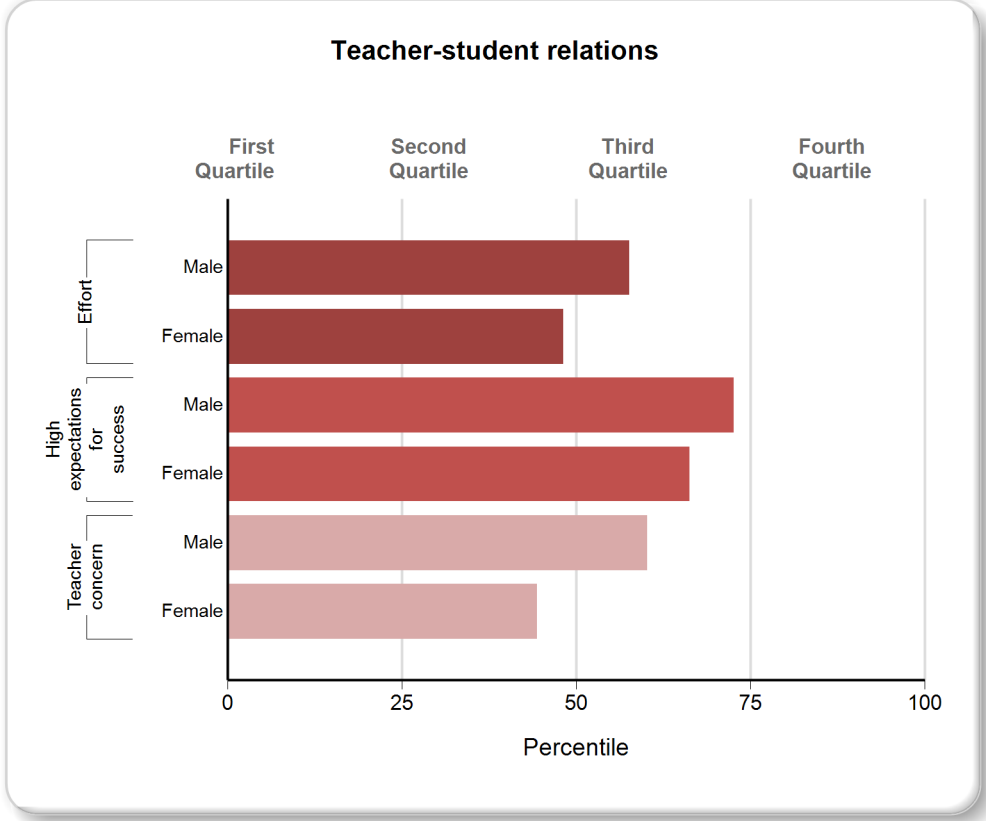
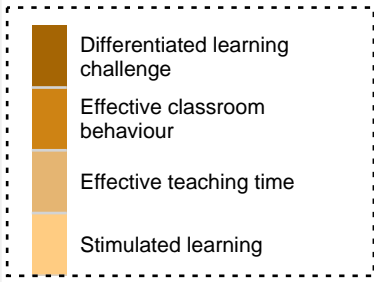
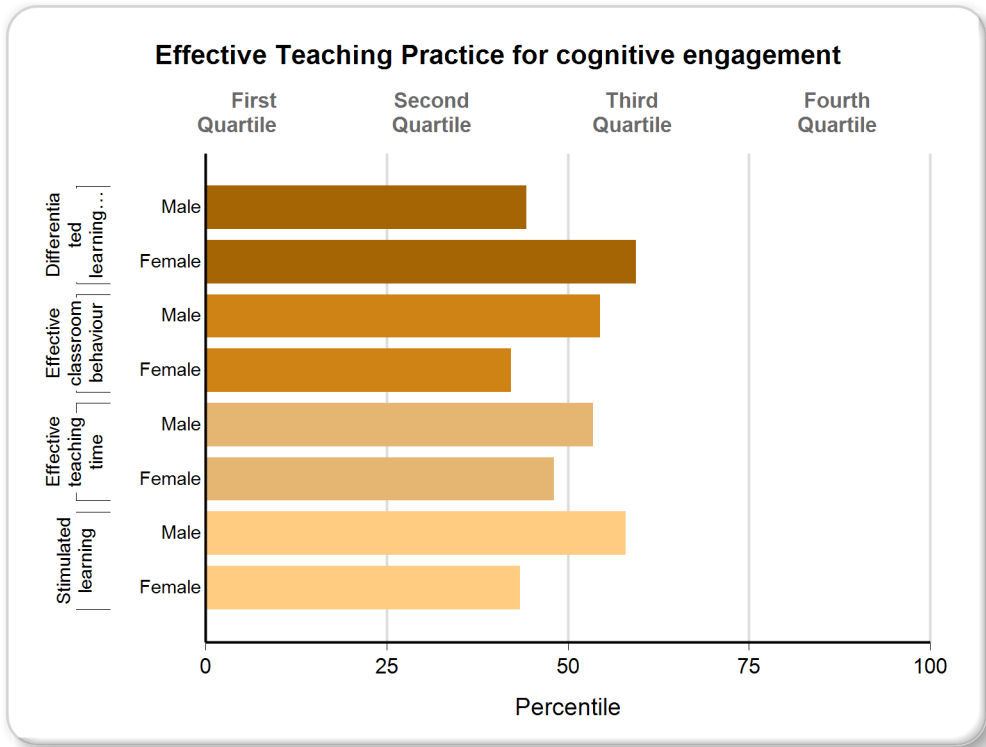
Factor Percentiles relative to all Victorian Secondary schools - Detail - 2018 to 2016 - Years 7-12


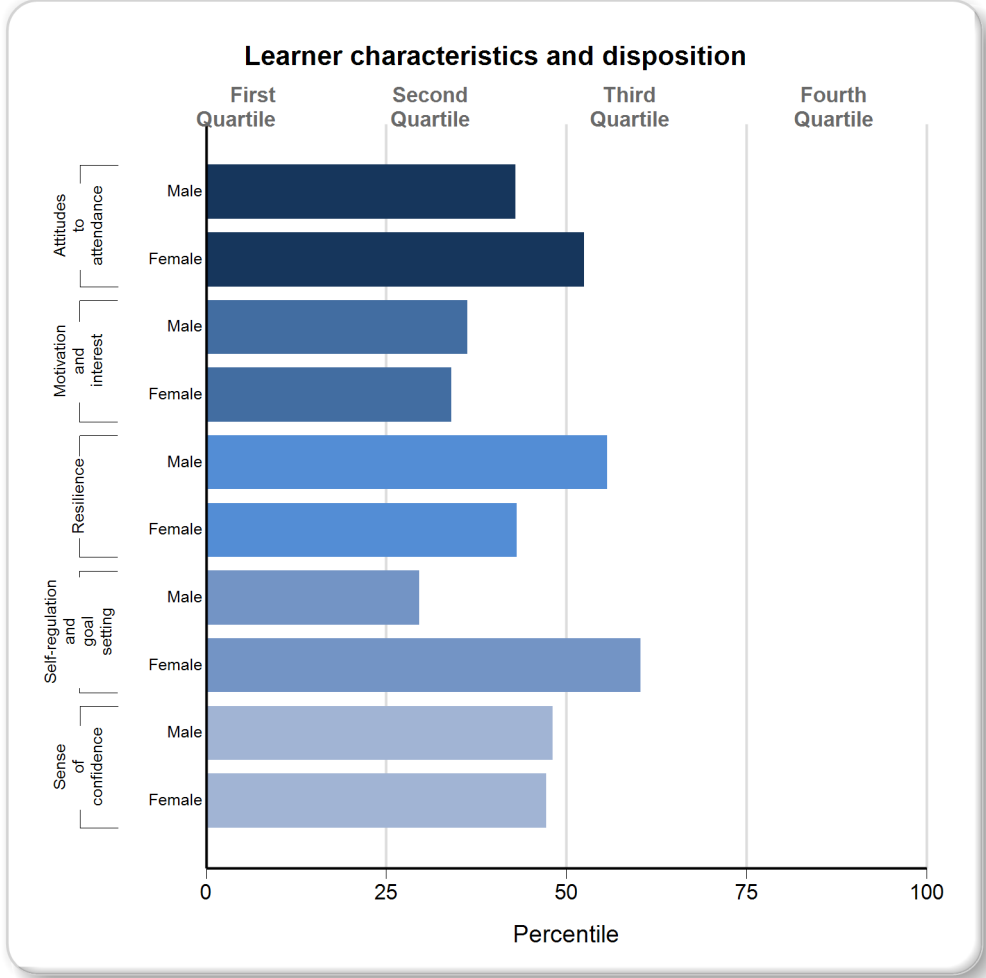
		Percentile	
		2017	2018
Parent Factor Name	Factor Name		
Effective teaching practice for cognitive engagement	Differentiated learning challenge	48.4	53.3
	Effective classroom behaviour	30.6	46.4
	Effective teaching time	31.5	50.2
	Stimulated learning	30.9	52.0
Teacher-student relations	Effort	28.7	54.2
	High expectations for success	39.5	68.8
	Teacher concern	41.4	51.7
Learner characteristics and disposition	Attitudes to attendance	48.1	48.6
	Motivation and interest	25.5	36.4
	Resilience	34.7	48.6
	Self-regulation and goal setting	36.3	45.8
	Sense of confidence	34.1	47.0
Social engagement	School stage transitions (Y10-12)	37.8	45.7
		77.4	77.9
	Sense of connectedness	39.2	54.2
	Student voice and agency	29.0	41.7
School safety	Advocate at school	46.5	59.8
	Managing bullying	59.2	64.5
	Respect for diversity	29.6	42.7
Not Experiencing Bullying (Parent Factor)	Not Experiencing Bullying	45.1	45.5

Enrolment and Participation by year level and Gender - 2018 - Years 7-12

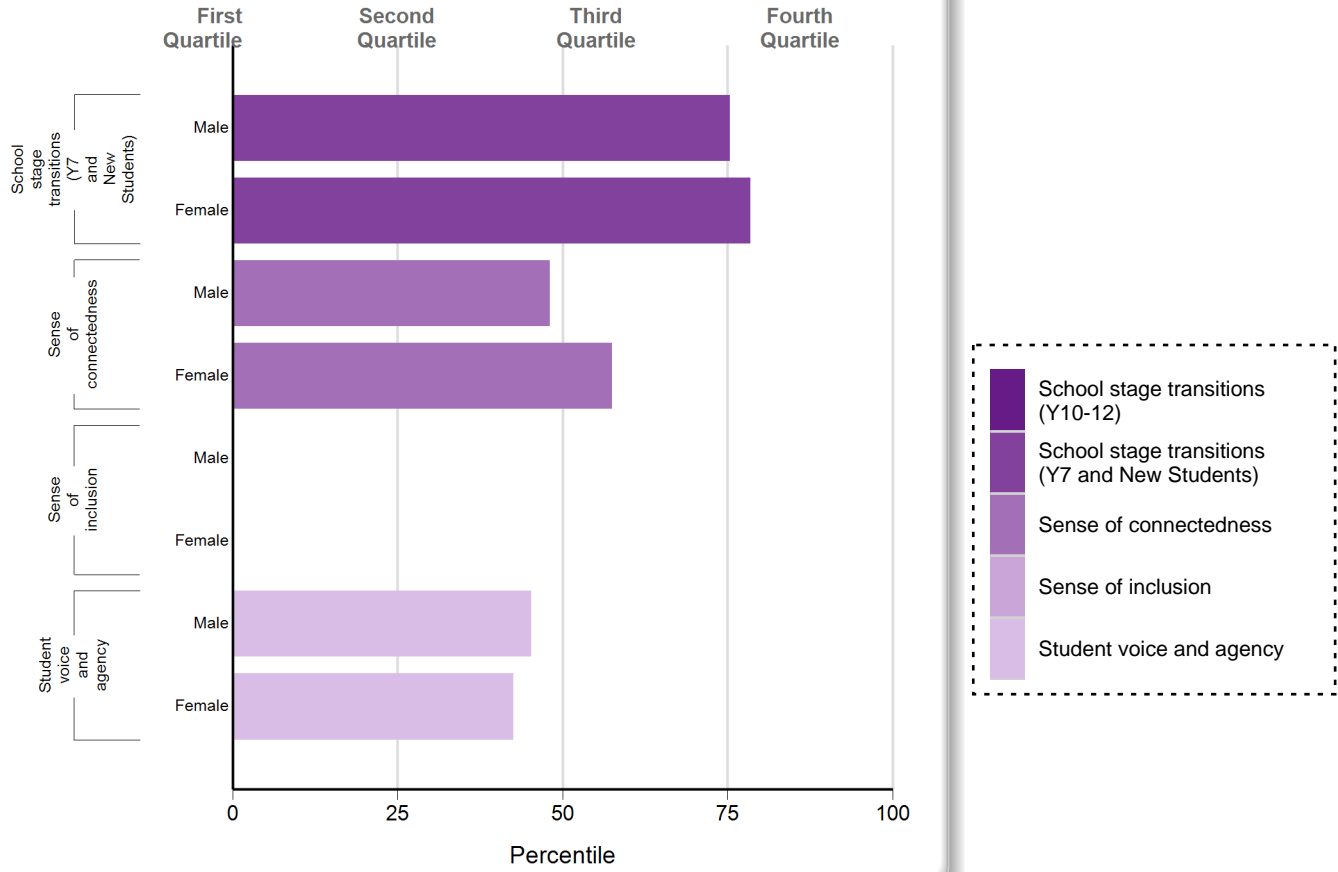
Year Level	Enrolment Count				Participation Count				Participation Rate			
	All	Female	Male	Unknown	All	Female	Male	Unknown	All	Female	Male	Unknown
Year 7					193	101	92					
Year 8					159	80	79					
Year 9					160	92	68					
Year 10					156	73	83					
Year 11					153	76	76					
Year 12					117	58	59					

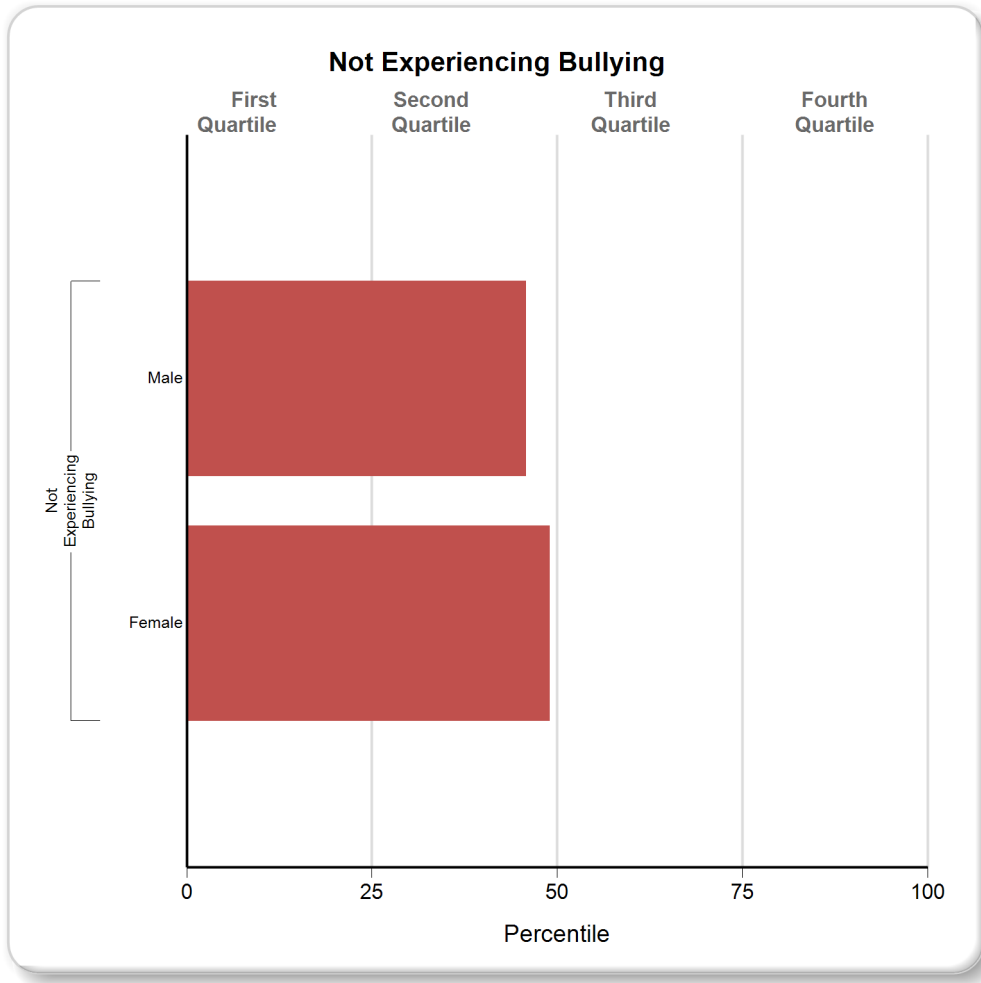
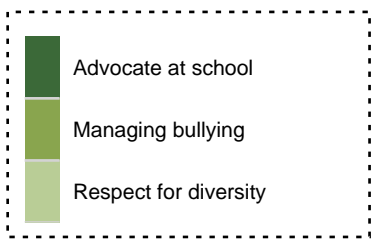
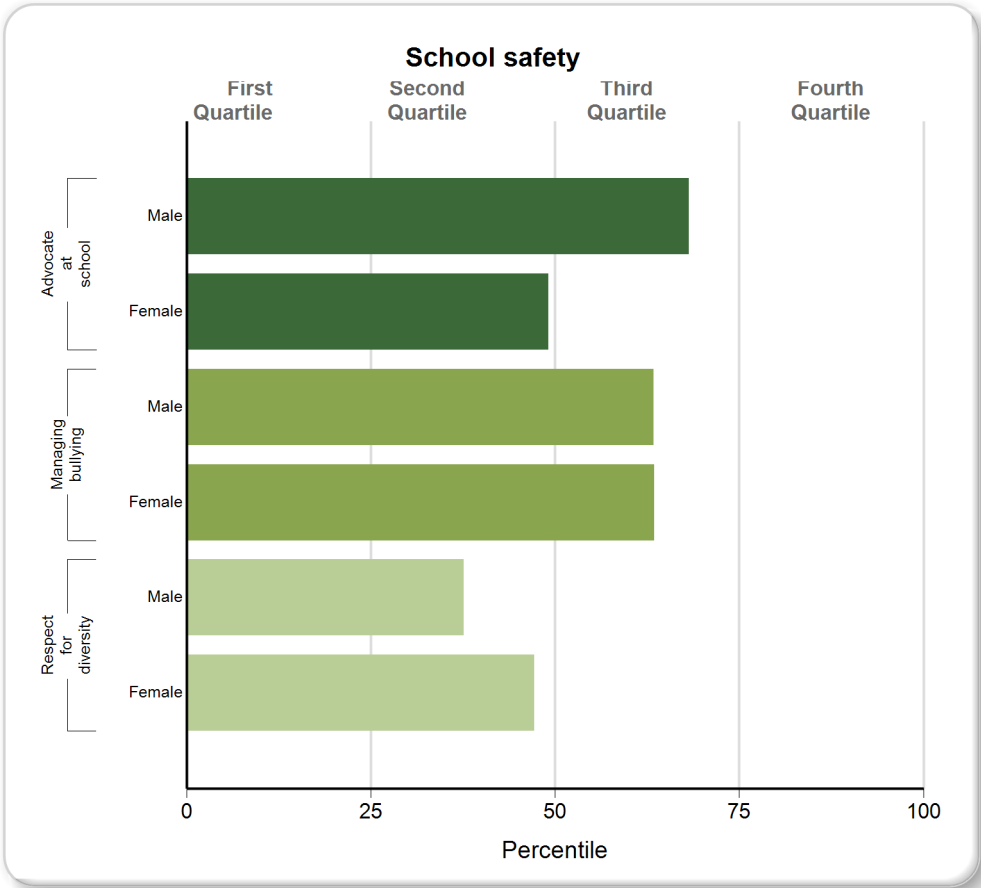
Factor Percentiles by Gender - 2018 - Years 7-12





Social engagement





Attitudes to School - Summary Report - 2018

Sunbury College (8350)

Factor Percentiles by Gender - Detail - 2018 - Years 7-12

Parent Factor Name	Factor Name	Percentile		
		All	Female	Male
Effective teaching practice for cognitive engagement	Differentiated learning challenge	53.3	59.4	44.3
	Effective classroom behaviour	46.4	42.2	54.5
	Effective teaching time	50.2	48.1	53.5
	Stimulated learning	52.0	43.4	58.0
Teacher-student relations	Effort	54.2	48.1	57.6
	High expectations for success	68.8	66.3	72.6
	Teacher concern	51.7	44.4	60.2
Learner characteristics and disposition	Attitudes to attendance	48.6	52.5	43.0
	Motivation and interest	36.4	34.1	36.3
	Resilience	48.6	43.1	55.7
	Self-regulation and goal setting	45.8	60.3	29.6
	Sense of confidence	47.0	47.2	48.1
Social engagement	School stage transitions (Y10-12)	45.7	45.2	46.8
	School stage transitions (Y7 and New Students)	77.9	78.4	75.3
	Sense of connectedness	54.2	57.5	48.1
	Student voice and agency	41.7	42.5	45.2
School safety	Advocate at school	59.8	49.1	68.2
	Managing bullying	64.5	63.4	63.4
	Respect for diversity	42.7	47.2	37.6
Not Experiencing Bullying (Parent Factor)	Not Experiencing Bullying	45.5	49.1	45.9